






## World Leader in Steady Rest Technology

Auto Rest® self centering steady rest - Standard models

Model	Dimensions	Standard Clamping Range	Features
<b>A-065</b> 	Length: 256.9 Width: 130.0 Arm width: 32.0	<ul style="list-style-type: none"> <li>• 6mm Minimum</li> <li>• 65mm Maximum</li> </ul>	<ul style="list-style-type: none"> <li>• Integrated Pilot Operated Safety Check Valve</li> <li>• Oil lubricated with integrated injector cartridges</li> <li>• Rear mount cylinder</li> </ul>
<b>A-105</b> 	Length: 362.1 Width: 170.0 Arm width: 44.2	<ul style="list-style-type: none"> <li>• 12mm Minimum</li> <li>• 105mm Maximum</li> </ul>	<ul style="list-style-type: none"> <li>• Integrated Pilot Operated Safety Check Valve</li> <li>• Oil lubricated with integrated injector cartridges</li> <li>• Rear mount cylinder</li> </ul>
<b>A-170</b> 	Length: 384.3 Width: 250.0 Arm width: 62.0	<ul style="list-style-type: none"> <li>• 20mm Minimum</li> <li>• 170mm Maximum</li> </ul>	<ul style="list-style-type: none"> <li>• Integrated Pilot Operated Safety Check Valve</li> <li>• Oil lubricated with integrated injector cartridges</li> <li>• Side mount cylinder</li> </ul>
<b>A-250</b> 	Length: 524.2 Width: 340.0 Arm width: 80.7	<ul style="list-style-type: none"> <li>• 35mm Minimum</li> <li>• 250mm Maximum</li> </ul>	<ul style="list-style-type: none"> <li>• Integrated Pilot Operated Safety Check Valve</li> <li>• Oil lubricated with integrated injector cartridges</li> <li>• Side mount cylinder</li> </ul>
<b>A-330</b> 	Length: 623.5 Width: 420.0 Arm width: 92.0	<ul style="list-style-type: none"> <li>• 60mm Minimum</li> <li>• 330mm Maximum</li> </ul>	<ul style="list-style-type: none"> <li>• Integrated Pilot Operated Safety Check Valve</li> <li>• Oil lubricated with integrated injector cartridges</li> <li>• Side mount cylinder</li> </ul>
<b>A-460</b> 	Length: 821.0 Width: 545.0 Arm width: 100.0	<ul style="list-style-type: none"> <li>• 125mm Minimum</li> <li>• 460mm Maximum</li> </ul>	<ul style="list-style-type: none"> <li>• Integrated Pilot Operated Safety Check Valve</li> <li>• Oil lubricated with integrated injector cartridges</li> <li>• Side mount cylinder</li> </ul>

Standard and custom designs • Mounting bases • Hydraulic and electric packages • Automatic lubrication units • Installation and training

Contact Arobotech for help in selecting the correct AUTO REST® for your application