







True-Grip® (3-point) and Para-Grip® (parallel) self centering workholding solutions - Standard models

Model	Dimensions	Range	Features
True-Grip® 100 	Length: 165.4 Width: 76.2 Arm width: 12.7	<ul style="list-style-type: none"> • 66mm Dia Max • 25mm range 	<ul style="list-style-type: none"> • True three-point centering • Single point grease lubricated
True-Grip® 200 	Length: 260.4 Width: 127.0 Arm width: 22.2	<ul style="list-style-type: none"> • 127mm Dia Max • 50mm range 	<ul style="list-style-type: none"> • True three-point centering • Single point grease lubricated • Large and small cylinder bore available
True-Grip® 300 	Length: 307.8 Width: 152.4 Arm width: 22.2	<ul style="list-style-type: none"> • 178mm Dia Max • 75mm range 	<ul style="list-style-type: none"> • True three-point centering • Single point grease lubricated • Large and small cylinder bore available

Para-Grip® 100 	Length: 162.0 Width: 76.2 Arm width: 12.7	<ul style="list-style-type: none"> • 66mm Max • 25mm range 	<ul style="list-style-type: none"> • True parallel clamping motion • Single point grease lubricated
Para-Grip® 200 	Length: 247.7 Width: 127.0 Arm width: 22.2	<ul style="list-style-type: none"> • 124mm Max • 50mm range 	<ul style="list-style-type: none"> • True parallel clamping motion • Single point grease lubricated • Large and small cylinder bore available
Para-Grip® 300 	Length: 295.1 Width: 152.4 Arm width: 22.2	<ul style="list-style-type: none"> • 168mm Dia Max • 75mm range 	<ul style="list-style-type: none"> • True parallel clamping motion • Single point grease lubricated • Large and small cylinder bore available

Standard and custom designs • Mounting plates • Finger tip tooling • Installation and training

Contact Arobotech for help in selecting the correct True-Grip® or Para-Grip® for your application